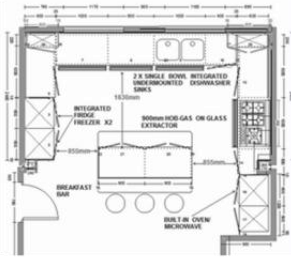


LWK KITCHENS

LONDON



one space...



one design...

from concept to completion



...one bespoke kitchen

New Kitchen Proposal:

New Kitchen Proposal V1

Client Name:

Contact:

Address:

Date: 2010

Kitchen Design Details:

Door Type: Real Wood Veneered – Tabacco Oak
Acrylic High Gloss – Antique White

Carcase Outside: Acrylic High Gloss

Plinth Colour: Stainless-Steel

Glass type: Full Glass Splashback

Handle: Handle-less

Worktop: White Mirror Quartz

Kitchen Heights & Depths Of Units :

Base Unit height: 720mm

Base unit depth: 560mm + Door

Wall unit height: 910mm

Wall unit Depth: 325mm

Tall housing height: 1950mm/1500mm

Plinth height: 150mm

Worktop: 30mm

Artistic Impressions



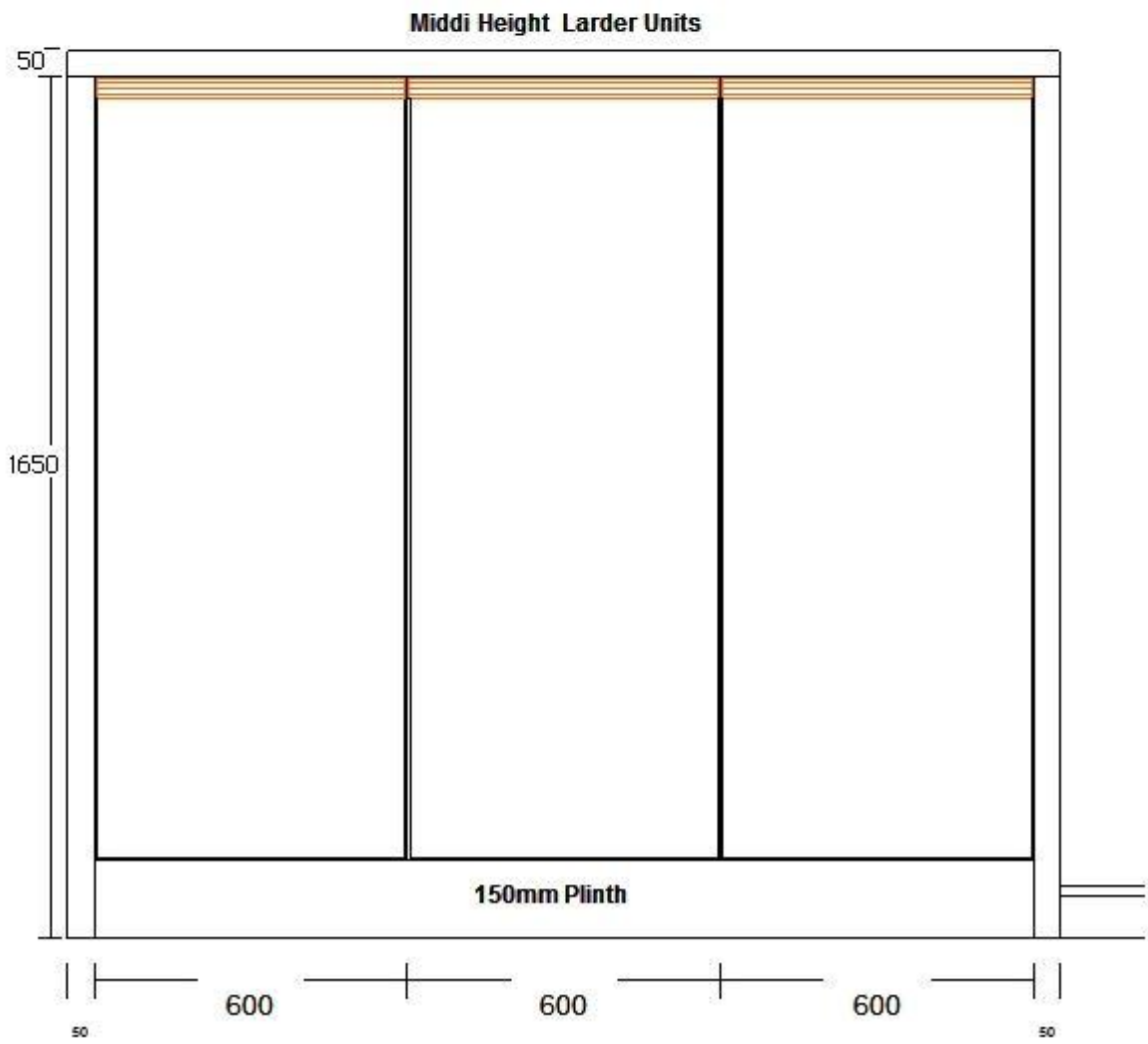


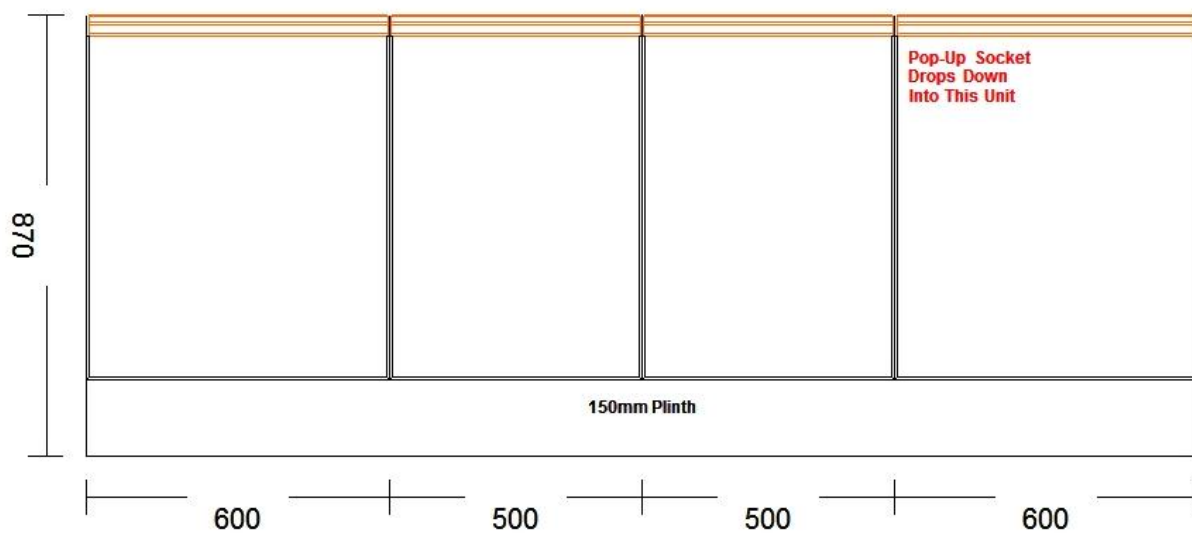
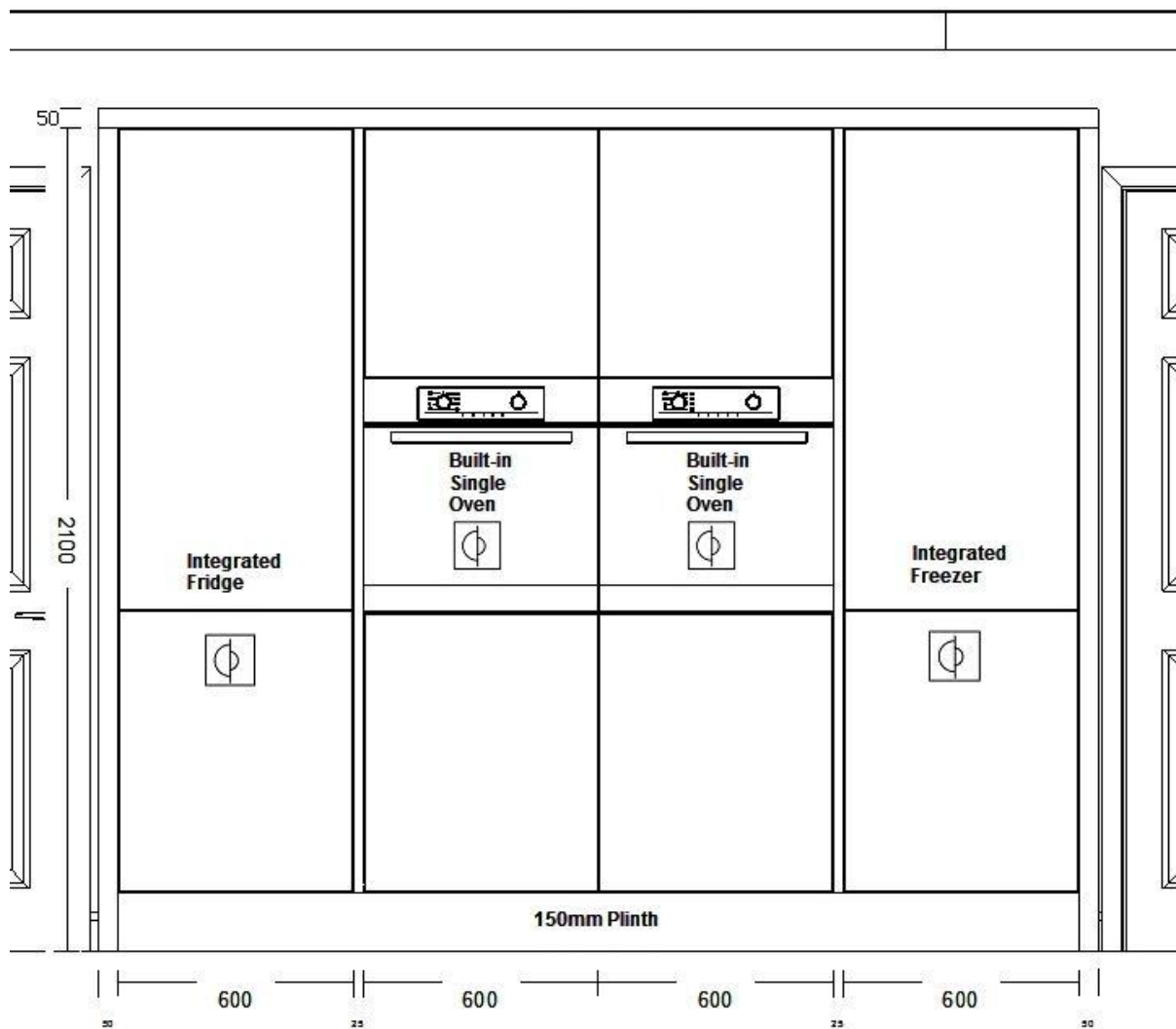


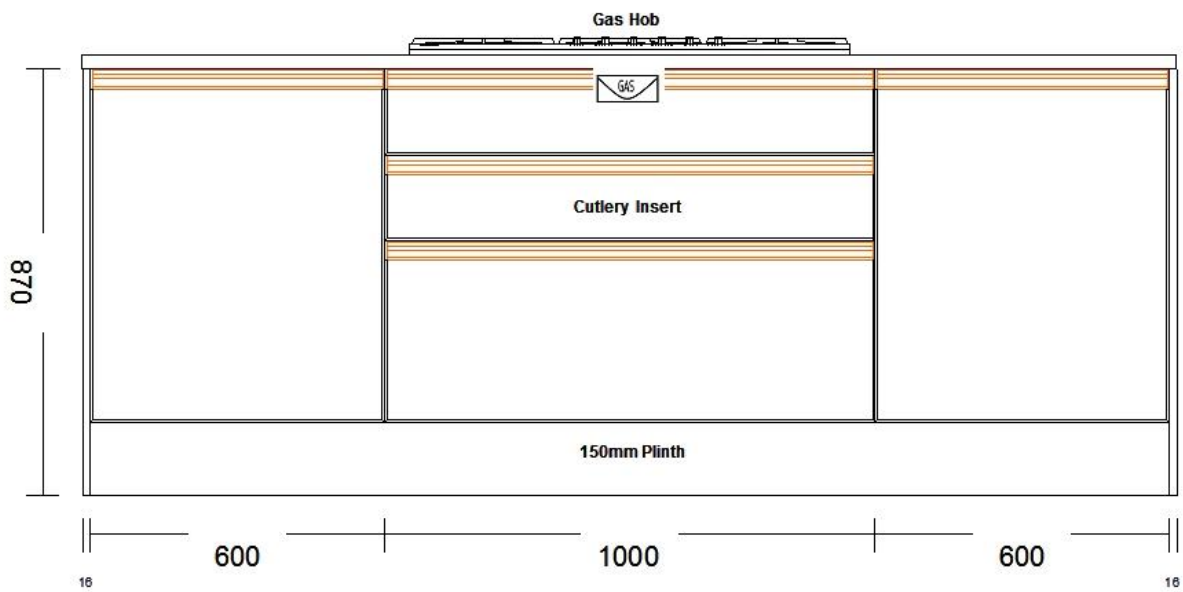
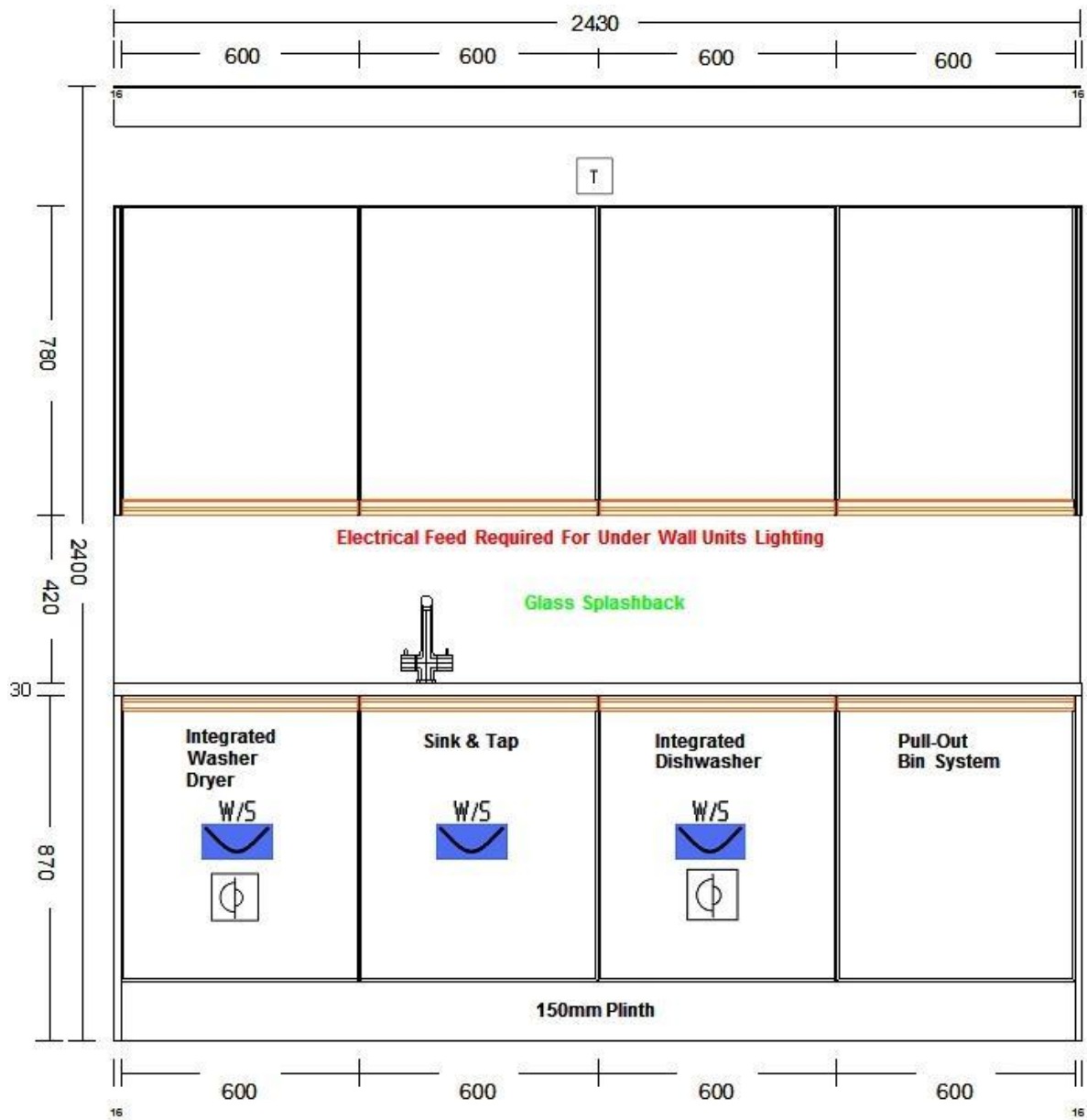




Elevations







New Kitchen Proposal

Clients Name

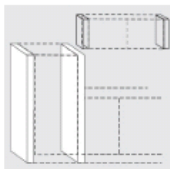
Date :

References :

Item	Qty	Product Code	Description	Value
Accessories				
38.0	2		IAZ60 internal drawer	£
39.0	2		SD100 soft closers	£
40.0	1		DV100 push latch mechanism	£
41.0	1		BK10046 1000mm wide cutlery insert	£
44.0	1		Evoline pull-up socket SY9737	£
Sub-Total				£

Furniture

1.0	1	W5075217KG5	Gable 5cm for tall units with KH:194.8cm, edging on 4 sides Shiny Laminate 5cm (KG5) GH:216.8cm, d:75cm <i>GH:216.8cm, d:75cm</i>	£
-----	---	-------------	--	---



2.0	1	GL6019560	1948 x 600mm Appliance Unit 2 Doors With Vertical	£
-----	---	-----------	---	---

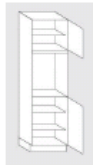


3.0	1	DK195	1948mm Channel Handle C-Shaped	£
-----	---	-------	--------------------------------	---

4.0	1	GL6019542	1948 x 600mm Appliance Unit 2 Doors 1 Drawer 1 Panel 3	£
-----	---	-----------	--	---



5.0	1	GL6019542	1948 x 600mm Appliance Unit 2 Doors 1 Drawer 1 Panel 3	£
-----	---	-----------	--	---



6.0	1	DK195	1948mm Channel Handle C-Shaped	£
-----	---	-------	--------------------------------	---

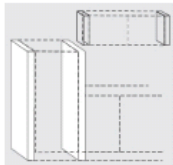
7.0 1 GL6019560



1948 x 600mm Appliance Unit 2 Doors With Vertical

£

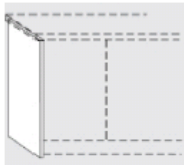
8.0 1 W5075217KG5



Gable 5cm for tall units with KH:194.8cm, edging on 4 sides Shiny Laminate 5cm (KG5) GH:216.8cm, d:75cm
GH:216.8cm, d:75cm

£

9.0 1 W165887KG16



Gable 1.6cm for base units with KH:87cm, edging on 4 sides Shiny Laminate 1 6cm (KG16) GH:87cm, d:58.3cm
GH:87cm, d:58.3cm

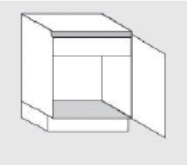
£

10.0 1 D607210

720 x 596mm Door For Integrated Appliance

£

11.0 1 US607230



720 x 600mm Sink Base Unit 1 Door With Interior Panel 1

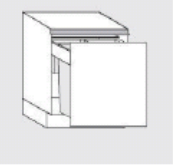
£

12.0 1 D607210

720 x 596mm Door For Integrated Appliance

£

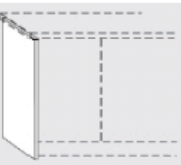
13.0 1 UA607218



720 x 600mm Base Unit 1 Pull-Out With Fitted Waste Bin

£

14.0 1 W165887KG16



Gable 1.6cm for base units with KH:87cm, edging on 4 sides Shiny Laminate 1 6cm (KG16) GH:87cm, d:58.3cm
GH:87cm, d:58.3cm

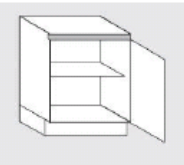
£

15.0 1 NV54KU

Recess panel 1.6cm horizontal grain finished on both sides laminate with edging on 4 sides

£

16.0 1 U607260



870mm x 1300mm x 16mm
720 x 600mm Base Unit 1 Door, Depth 610mm

£

17.0	1	UK1007264	720 x 1000mm Base Unit For Built-In Hob D:610mm 1 Fixed	£
				
18.0	1	U607260	720 x 600mm Base Unit 1 Door, Depth 610mm	£
				
19.0	1	NV54KU	Recess panel 1.6cm horizontal grain finished on both sides laminate with edging on 4 sides	£
			870mm x 1300mm x 16mm	
20.0	1	U607260	720 x 600mm Base Unit 1 Door, Depth 610mm	£
				
21.0	1	U507260	720 x 500mm Base Unit 1 Door, Depth 610mm	£
				
22.0	1	U507260	720 x 500mm Base Unit 1 Door, Depth 610mm	£
				
23.0	1	U607260	720 x 600mm Base Unit 1 Door, Depth 610mm	£
				
24.0	1	W5063150KG5	1500 x 50mm Gable For Tall Units Edging On 4 Sides Shiny Laminate 5cm (KG5)	£
25.0	1	H6015035	1500 x 600mm Larder Unit 1 Door, 4 Shelves	£
				
26.0	1	H6015035	1500 x 600mm Larder Unit 1 Door, 4 Shelves	£
				

27.0 1 H6015035 1500 x 600mm Larder Unit 1 Door, 4 Shelves £



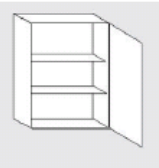
28.0 1 W5063150KG5 1500 x 50mm Gable For Tall Units Edging On 4 Sides Shiny Laminate 5cm (KG5) £

29.0 1 OP57803 Front filler for wall unit, with 2 fitted carcass sides H:78cm £

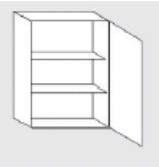
780mm x 50mm x 350mm
H:78cm



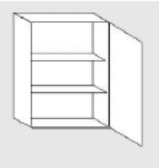
30.0 1 O607850 780 x 600mm Wall Unit 1 Door £



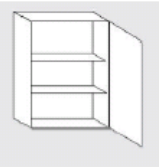
31.0 1 O607850 780 x 600mm Wall Unit 1 Door £



32.0 1 O607850 780 x 600mm Wall Unit 1 Door £



33.0 1 O607850 780 x 600mm Wall Unit 1 Door £




34.0 1 OP57803 Front filler for wall unit, with 2 fitted carcass sides H:78cm £

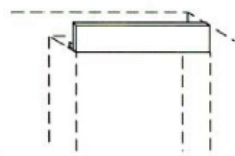
780mm x 50mm x 350mm
H:78cm



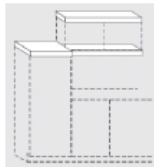
35.0 1 SO1.15KU Plinth panel laminate
150mm x 13278mm x 16mm £



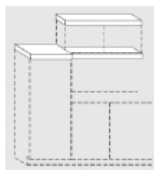
37.0 1 DE30.15KG Ceiling filler shiny laminate 150mm x 2250mm x 16mm £



42.0 1 AB5075KG5 Cover shelf 5cm tall units, shiny laminate 5cm ed 50mm x 2550mm x 750mm £



43.0 1 AB5058KG5 Cover shelf 5cm middi units, shiny laminate 5cm 50mm x 1900mm x 583mm £



Sub-Total £

Lighting

36.0 2 SY9762WH Sycamore Lighting LED Tri Light 29 Point LED, no convertor required White £

Nett Total £

VAT £

TOTAL £

References : Appliances

Item	Qty	Product Code	Description	Value
------	-----	--------------	-------------	-------

Appliances

1.0 1 DRS635JE De Dietrich Appliances 330 Litre Integrated Larder Fridge £



GENERAL, Integrated evaporator, LCD display with electronic temperature monitor, Automatic defrost, Anti-bacterial lining, Safety indicator for temperature less than, 4°C section, Auto-fresh, Fan cooling, REFRIGERATOR, 6 glass shelves including 1 semi-retractable shelf, 1 vegetable drawer on rails with glass top, 2 adjustable door shelves with lids, 4 adjustable door shelves with chrome supports, ENERGY RATING, A+, VOLUME, 330 litres, DIMENSIONS (MM), Built-in: H 1772 x W 538 x D 533, Cut out: 1780, Slider & Glider door fixing, Reversible door

2.0 1 DFS920JE De Dietrich Appliances 208 Litre Integrated Upright Freezer £



GENERAL, LCD display with electronic temperature monitor, Frost-free, Audible & visual temperature & door open alarm, 4 FREEZER, Rising time: 21 hours, Freezing capacity: 20kg / 24 hours, 5 transparent drawers, 2 transparent flaps, 1 ice cube container, ENERGY RATING, A+, VOLUME, 208 litres, DIMENSIONS (MM), Built-in: H 1772 x W 538 x D 547, Cut out: 1780, Slider & Glider door fixing, Reversible door*

3.0 1 DOP895X



De Dietrich Appliances Touch Control ICS Oven With Pyroclean Stainless Steel

£

Fan cooking, Combined heat - pizza setting, Conventional ECO cooking, Turbo grill (& rotisserie cooking), Full width variable grill, Economy grill, Defrost, Keep warm, Pyroclean Plus, 3 programmable memory functions, Electronically controlled tilting display, Digital temperature control, Digital touch controls, Animated display panel with programmable settings, Electronic clock & programmable oven timer, Digital minute minder, Auto-safety shut off, Child lock, Cool door with 4 panes of glass, Easy clean, removable glass inner door, Eolyse®: air purification system to remove bad cooking, smells, fumes & grease, High grade, easy clean enamel interior, Interior halogen light, Complete with: 2 anti-tip shelves, 1 full width meat pan with grill trivet, 1 rotisserie with trivet, 3 sliding telescopic shelves, 1 full width Lissium baking tray, 1 low temperature cooking tray & trivet, Dimensions: Built-in: H 585 x W 560 x D 550

4.0 1 DOP895X



De Dietrich Appliances Touch Control ICS Oven With Pyroclean Stainless Steel

£

Fan cooking, Combined heat - pizza setting, Conventional ECO cooking, Turbo grill (& rotisserie cooking), Full width variable grill, Economy grill, Defrost, Keep warm, Pyroclean Plus, 3 programmable memory functions, Electronically controlled tilting display, Digital temperature control, Digital touch controls, Animated display panel with programmable settings, Electronic clock & programmable oven timer, Digital minute minder, Auto-safety shut off, Child lock, Cool door with 4 panes of glass, Easy clean, removable glass inner door, Eolyse®: air purification system to remove bad cooking, smells, fumes & grease. High

5.0 1 DTG795X



De Dietrich Appliances 90cm 5 Burner Gas on Glass Hob Stainless Steel

£

HOB FEATURES, 5 Pureflame gas burners, Triple crown burner, Cast iron pan supports, Front rotary controls, Integrated ignition, Gas safety shut off, 5 COOKING ZONES, Back Left - Rapid: 3.0kW, Front Left - Semi Rapid: 1.75kW, Back Right - Semi Rapid: 1.75kW, Front Right - Auxiliary: 1.0kW, Wok: 3.8kW, DIMENSIONS (MM), Built-in: H 47 x W 860 x D 480

6.0 1 DLZ692JU1



De Dietrich Appliances 6kg Wash & 4kg Dry Fully Integrated Washer / Dryer

£

Washing capacity: 6kg, Drying capacity: 4kg, BAC class (Energy / Washing / Spinning), Spin speeds: 400 - 1100 r.p.m, AUTOMATIC VARIABLE CAPACITY, The machine will monitor the size of the load & will adjust the water intake & duration of the programme accordingly, ECO WASH SYSTEM, Saving costs & the environment, 15 PROGRAMMES INCLUDING, Quick wash (30 minutes), Easy iron, Intensive, Prewash 60°C, Cold wash, Wool 35°C, Delicates, FEATURES, 49 litre stainless steel drum, 30cm portal with 180° opening, Polyurethane tub, 4 adjustable feet, Reversible furniture door, Cold fill only, SAFETY, Foam suppression, Anti-detergent leak, Anti-overflow, Load balancing - detects uneven loads in spin & stabilises, Safety lock during wash cycles, LCD DIGITAL DISPLAY, Electronic clock with delayed start, 1 - 24 hours, Wash & dry progression information, Wash / dry time remaining, Cycle & spin speed information, CONSUMPTION, Wash: 49 litres, DIMENSIONS (MM), Built-in: H 820 x W 600 x D 570

7.0 1 DVH640JU1



De Dietrich Appliances 60cm Fully Integrated Dishwasher

£

13 place settings (with 22% more capacity), AAA Class (Energy / Washing / Drying), Silence Inside 43dB(A), ICS, Automatically gives the best possible wash, rinse & drying results every time, 7 PROGRAMMES - 7 TEMPERATURES, ICS 50 - 65°C, Boost 70°C, Normal (daily) 60°C, Wash (night) 50°C, ECO 55°C, Crystal 45°C, Rapid (30 minutes) 40°C, FEATURES, Touch control, LCD display, Programme selected, Temperature selected, End time, Time remaining, Programme progress indicator, Multi-purpose tablet option, Salt & rinse aid indicators, Control panel lock, Audible end of cycle signal, Turbo ventilation for faster drying, Eolyse® function (100% fresh air), Multi-purpose detergent dispenser, INTERIOR, Interior light, Metallic silver baskets, Adjustable upper basket, Foldable racks for glasses & dishes, Glass support racks, Lower basket with foldable plate racks, 1 large cutlery basket, 2 multi-position cutlery baskets, 6 spraying levels, 4 filter levels, Self cleaning micro filter, Stainless steel filter, AQUABLOCK TOTAL SAFETY, Anti-overflow, Anti-leak, Anti-pipe burst, Electrical water intake cut off, CONSUMPTION, 12 litres / 1.05 kWh / 145 minutes, DIMENSIONS (MM), Built-in: H 820 - 880 x W 600 x D 570 - 574

Sub-Total

£

Sinks & Taps

8.0 1 CPX160P Franke Pro-Value Sinks Compact Undermount 1.5 Bowl Sink Stainless Steel £



Bowl size: 340 x 420 x 175, 165 x 300 x 130, Cut-out size: utilise template, Cabinet width: 600

9.0 1 PLANARCR Franke Specialist Taps Planar Tap Chrome £



Valve type: Ceramic Disc, Tap height: 360mm, Spout reach: 190mm, Base diameter: 44mm, Tap cut-out: 35mm

Sub-Total	£
Nett Total	£
VAT	£
TOTAL	£

Client is to Supply Extractor Unit in Ceiling,

Breakdown of Kitchen Totals

Worktop

To include:

1 x Sink cut out
1 x Tap hole cut out
1 x Recessed Drainer
1 x Cut out for sit in hob
1 x Cut out for pop up Socket
Polished edges
Template & fitting



Mirror White Quartz:

£

Other Possible Options for Quartz:

1 x Cut out for flush mounted hob
1 x Set of 5 drainage grooves
100mm upstand
150mm upstand
200mm upstand
1 x Back Splashmm xmm

Full Glass Splashback with 4 x Socket cut outs

£

Glass Splashbacks also come in RAL Colours,

Appliances/Furniture

Total price of appliances inc.VAT:

£

Total price of furniture inc.VAT:

£

Installation

Re-positioning mechanical and electrical services:

£

Installation of new furniture as per design:

£

Connection of appliances as per design:

£

Certification of gas & electrical installation:

£

Gas (Gas Safe) & Electrics (Part P)

Total of installation inc.VAT:

£

Kitchen Totals

Total price of kitchen inc. VAT,

£

Quotation subject to standard terms and conditions available on request